


Henry Park Primary School
Primary 3 Science
Weighted Assessment 1

Name: _____ () Class: 3 _____ Marks: _____ / 15


Short Answer Questions (15 marks) Duration: 30 minutes

Read and answer questions 1 to 7 carefully.

1. Draw lines to match all the things to the correct groups. [2]



●



●

● Living thing



●

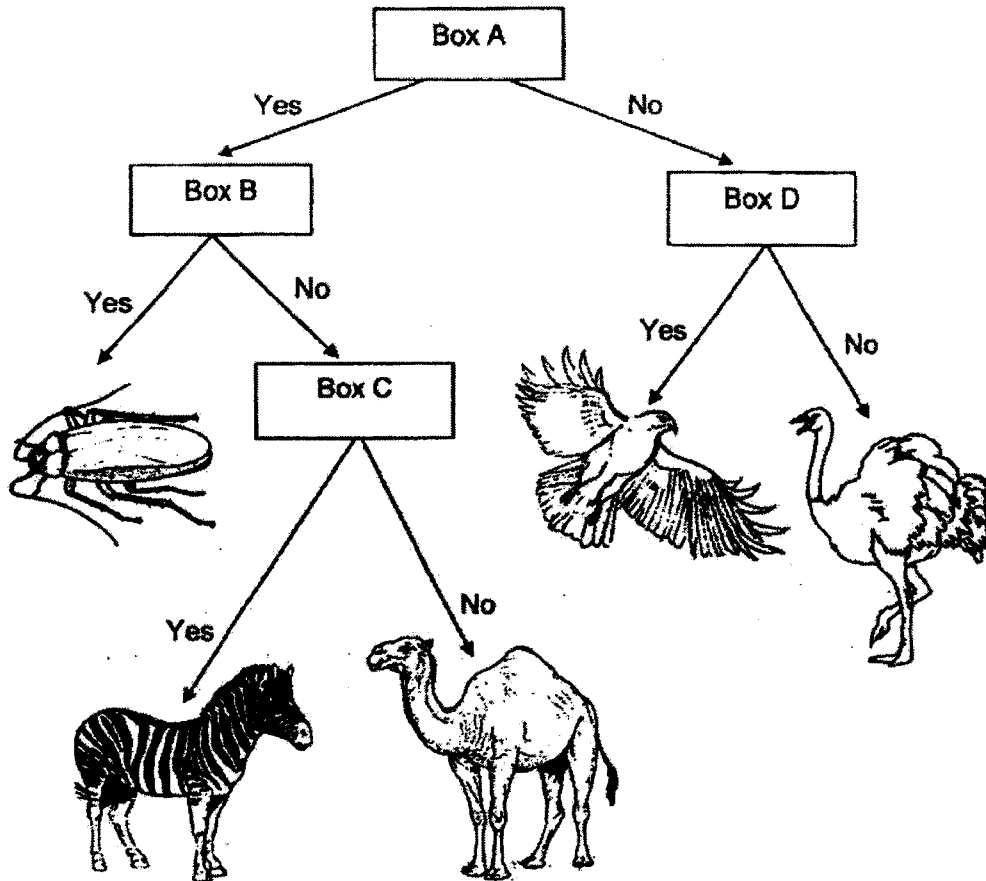
● Non - living thing



●

2. Mina and Zoe grouped some animals using the chart shown below.


[2]



In the chart above, each box, A, B, C and D, represents a question. Complete the table below with the correct letters, A, B, C or D.

Question		The question goes into box
(i)	Does the animal fly?	
(ii)	Does the animal have feelers?	
(iii)	Does the animal have more than 2 legs?	
(iv)	Does the animal have stripes on its body?	

3. The pictures show some animals.



(a) From the pictures above, which three animals belong to the same animal group? [1]

Write the correct letters in the boxes below.

<input type="text"/>	<input type="text"/>	<input type="text"/>
----------------------	----------------------	----------------------

(b) From the pictures given, which are the animals that have fins? [1]
Write the correct letters in the space given below.

4. Observe the different parts of plant F shown below.



Plant F

The diagram below shows plant G.

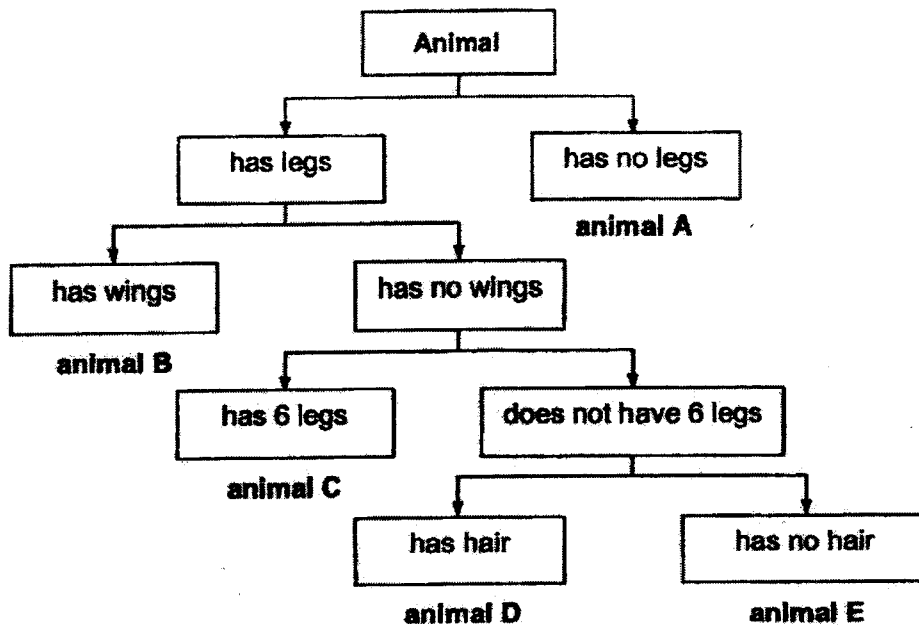
In plant G shown below, circle the parts that cannot be seen in plant F.

[2]




Plant G


5. The diagram shows how some animals are grouped.



Study the pictures of the animals shown below. Based on the information given above, write the correct letter (A, B, C, D or E) in the boxes given.

[3]







6. Study the pictures shown below carefully. For each picture, write the correct [2] characteristic of the living thing in the spaces provided.

Picture

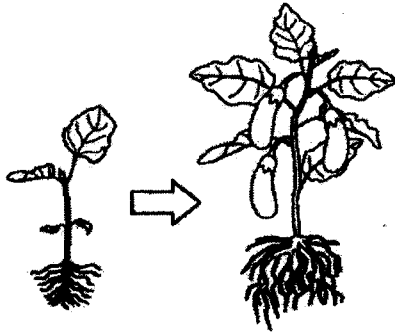
Characteristic of Living Things

(a)




Living things _____

(b)



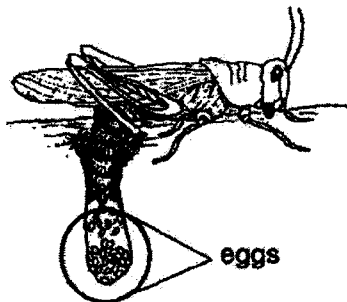
Living things _____

(c)




Living things _____

(d)




Living things _____

7. The diagrams show animals X and Y. Observe the different parts of animals X and Y carefully.



Animal X



Animal Y

Based on the diagrams given, tick (✓) the correct observations of animals X and Y. [2]

(a) Animal X has a curved beak.

(b) Animal Y has a straight beak.

(c) Animal Y has a black and white head.

(d) Both animals have feathers as outer covering.

End of Weighted Assessment 1

ANSWER KEY

LEVEL : Primary 3
SCHOOL : Henry Park Primary School
SUBJECT : SCIENCE
TERM : Weighted Assessment 1 and 2

Weighted Assessment 1

<p>Q1</p>	
<p>Q2</p>	<p>(i) D (ii) B (iii) A (iv) C</p>
<p>Q3</p>	<p>(a) Q, R, T (b) P, W</p>
<p>Q4</p>	
<p>Q5</p>	
<p>Q6</p>	<p>(a) Living things need food to survive. (b) Living things grow. (c) Living things respond to changes around them. (d) Living things reproduce.</p>
<p>Q7</p>	<p>tick (a), (b) and (d)</p>

